




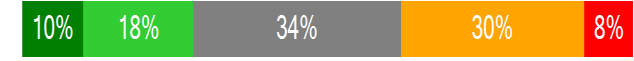






Agree or Disagree Questions

	Strongly Agree	Agree	Disagree	Strongly Disagree	% Agree	% Agree HU	% Agree not HU	% Agree PK-5	% Agree 6-8	% Agree 9-12
4. This school promotes academic success for all students.	16%	40%	11%	15%	66%	59%	68%	72%	65%	
5. This school clearly tells students in advance what will happen if they break school rules.	24%	46%	10%	20%	68%	64%	69%	67%	68%	
6. This school challenges my child/children academically.	9%	47%	6%	28%	56%	68%	52%	50%	57%	
7. This school encourages all students to enroll in challenging courses regardless of their race, ethnicity, or nationality.	18%	32%	32%	13%	50%	45%	52%	50%	49%	
8. This school gives all students opportunities to "make a difference" by helping other people, the school, or the community.	14%	32%	30%	20%	46%	45%	47%	41%	47%	
9. This school keeps me well-informed about school activities.	19%	44%	25%	12%	61%	68%	59%	53%	63%	
10. This school is an inviting place for students to learn.	14%	47%	9%	20%	61%	68%	58%	63%	60%	
11. This school makes learning enjoyable for my child/children.	10%	40%	24%	26%	60%	50%	64%	80%	57%	
12. This school welcomes input and suggestions from parents.	28%	40%	22%	10%	62%	64%	61%	69%	60%	
13. This school provides students with healthy food choices.	1%	34%	31%	34%	34%	36%	33%	41%	33%	
14. This school provides enough time for my child/children to eat lunch.	12%	41%	30%	17%	57%	64%	54%	47%	58%	
15. This school communicates the importance of respecting all cultural beliefs and practices.	22%	35%	25%	18%	78%	68%	81%	94%	74%	
16. This school provides instructional materials that reflect my child's culture, ethnicity and identity.	1%	12%	32%	55%	65%	55%	68%	71%	62%	
17. This school enforces school rules equally for my child/children and all students.	16%	39%	25%	13%	55%	64%	52%	41%	57%	
18. This school provides quality activities that meet my child's/children's interests and talents, such as sports, clubs, and music.	0%	40%	30%	30%	56%	55%	57%	53%	57%	
19. This school is a safe place for my child/children.	1%	39%	30%	30%	80%	73%	82%	76%	80%	
20. This school provides my child/children quality counseling for their social or emotional needs.	1%	34%	31%	34%	51%	45%	53%	65%	50%	

Agree or Disagree Questions

		% Agree	% Agree HU	% Agree not HU	% Agree PK-5	% Agree 6-8	% Agree 9-12
21. This school keeps me well-informed about my child's/children's progress in school.		70% (79)	73% (22)	68% (57)	82% (17)	68% (69)	
22. This school has a welcoming front office.		85% (80)	82% (22)	86% (58)	88% (17)	83% (70)	
23. This school has someone I can contact if I have questions or concerns.		85% (79)	86% (22)	84% (57)	82% (17)	86% (69)	
24. This school promptly responds to my phone calls, messages, or e-mails.		69% (80)	73% (22)	67% (58)	71% (17)	69% (70)	
25. This school has informed me about the racial equity work in the district.		38% (78)	27% (22)	43% (56)	59% (17)	32% (68)	
26. This school has given me the opportunity to participate in racial equity work.		28% (79)	23% (22)	30% (57)	24% (17)	28% (69)	
27. My child's teachers effectively support my child's learning needs.		76% (74)	75% (20)	76% (54)	73% (15)	75% (64)	
28. My child's teachers and principals show me specific ways to be an active partner in educating my child.		57% (74)	52% (21)	58% (53)	53% (15)	56% (64)	
29. Teachers at this school treat all students with respect.		65% (75)	57% (21)	69% (54)	53% (15)	65% (65)	
31. Other staff at this school treat all students with respect.							



Problem or Not a Problem Questions		% Less Problem Overall	% Less Problem HU	% Less Problem not HU	% Less Problem PK-5	% Less Problem 6-8	% Less Problem 9-12
35. How much of a problem is Student tobacco use (cigarette smoking and/or smokeless tobacco such as dip, chew, or snuff)?		45% (75)	33% (21)	50% (54)	40% (15)	46% (65)	
36. How much of a problem is Student use of electronic cigarettes, e-cigarettes or other vaping device such as e-hookah, hook pens or vape pens?		47% (75)	33% (21)	52% (54)	40% (15)	48% (65)	
37. How much of a problem is Student alcohol and drug use?		47% (75)	38% (21)	50% (54)	47% (15)	48% (65)	
38. How much of a problem is Harassment or bullying of students?		31% (74)	19% (21)	36% (53)	20% (15)	31% (64)	
39. How much of a problem is Physical fighting between students?		34% (74)	24% (21)	38% (53)	20% (15)	34% (64)	
40. How much of a problem is Racial/ethnic conflict among students?		42% (74)	35% (20)	44% (54)	40% (15)	42% (64)	
41. How much of a problem is Students not respecting staff?		25% (75)	24% (21)	26% (54)	20% (15)	26% (65)	
42. How much of a problem is Gang-related activity?		47% (75)	33% (21)	52% (54)	47% (15)	46% (65)	
43. How much of a problem is Weapons possession?		50% (74)	38% (21)	55% (53)	43% (14)	50% (64)	
44. How much of a problem is Vandalism (including graffiti)?		53% (74)	48% (21)	55% (53)	47% (15)	53% (64)	
Too Little, Too Much Questions		% About the Right Amount	% About the Right Amount HU	% About the Right Amount not HU	% About the Right Amount PK-5	% About the Right Amount 6-8	% About the Right Amount 9-12
51. How much emphasis does this school place on standardized testing?		59% (71)	62% (21)	58% (50)	57% (14)	59% (61)	
Yes / No Question		% Yes Most - All of the Time	% Yes Most - All of the Time HU	% Yes Most - All of the Time not HU	% Yes Most - All of the Time PK-5	% Yes Most - All of the Time 6-8	% Yes Most - All of the Time 9-12
50. Does your child get enough physical activity at school (including physical education and recess)?		39% (75)	57% (21)	31% (54)	27% (15)	40% (65)	
53. My school communicates with me in my preferred language.		93% (72)	81% (21)	98% (51)	93% (14)	92% (62)	

Notes: In the first table, the "% Agree" columns combine "Strongly Agree" and "Agree" responses. In the second table, the "% Less Problem" columns combine "Not a Problem" and "Small Problem" responses. In the Yes/No table, the "% Yes Most - All of the time" columns combine "Yes, all of the time" and "Yes, most of the time" responses.

Historically underserved (HU) includes parents who select any of the following races/ethnicities/ancestry: Black, Latino/Hispanic, Native American, or Pacific Islander.